

## Handling System for Rack Type Unloading Dishwashing Driven 180° Curve - Counterclockwise direction

ITEM # \_\_\_\_\_

MODEL # \_\_\_\_\_

NAME # \_\_\_\_\_

SIS # \_\_\_\_\_

AIA # \_\_\_\_\_

**865252 (HSUC180CC)**Unloading curve Unit, 180°,  
Dishwasher driven, anti-  
clockwise

### Short Form Specification

**Item No.** \_\_\_\_\_

Constructed in 304 AISI stainless steel. Basin with sloping bottom and drain. Feeding bar. It is driven by the dishwasher. Square 40x40mm tubular leg on height-adjustable feet. Designed for 500x500mm dishwashing baskets. Mounted delivery. Basket feed direction: counterclockwise. Adapted for connection to mobile roller conveyors.

### Main Features

- Designed to transport 500x500 mm dishwashing baskets.
- "Key holes" and "snap on" system reduces the number of screws needed for fast and easy installation.
- The curve is driven by the dishwasher as the feeding arm in the curve will be connected with the conveyor of the dishwasher.
- Available counterclockwise direction for unloading area.
- 45° cut corner to reduce space usage.
- "Click-in" function to be easily combined with the mobile roller conveyor.
- Dishwasher's 180° driven curve is intended for installation between a rack type dishwasher and a mobile roller conveyor.

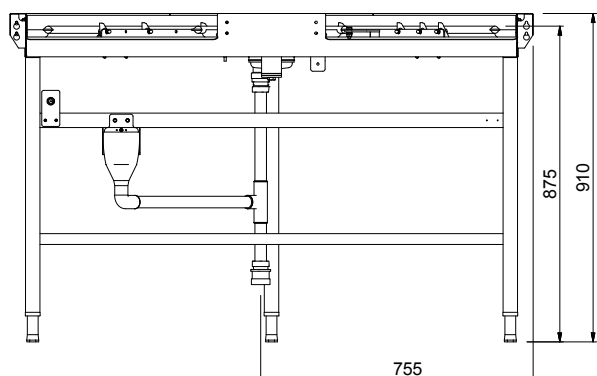
### Construction

- Three legs included.
- Stainless steel feet 50 mm adjustable in height to align the operation height between the dishwasher and table.
- All surfaces smooth with polished finish.
- AISI 304 1,2mm stainless steel basin.
- 40x40mm stainless steel tubular and square legs.
- Sloping bottom of the table grants a smooth and rapid drainage.
- Thick welded flanges for sturdy connection between the units.

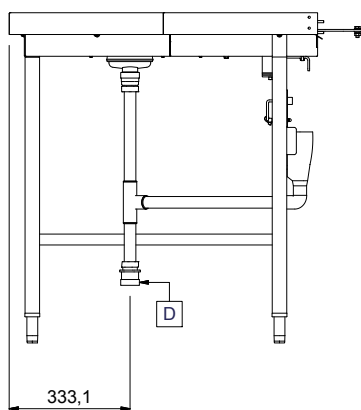
**APPROVAL:** \_\_\_\_\_

## Handling System for Rack Type Unloading Dishwashing Driven 180° Curve - Counterclockwise direction

Front

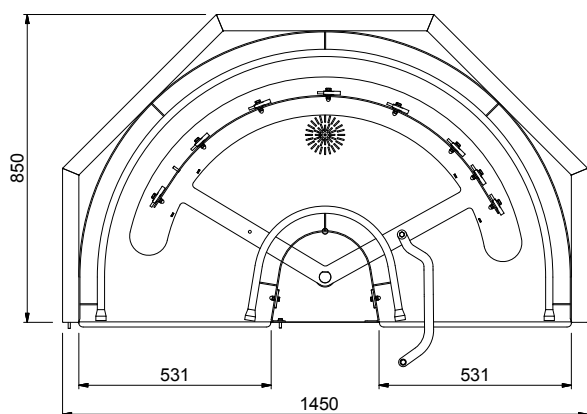


Side



D = Drain

Top



### Key Information:

External dimensions, Width:

**865252 (HSUC180CC)** 1450 mm

External dimensions, Depth: 850 mm

External dimensions, Height: 910 mm

Net weight: 38 kg

Height adjustment: 50/50 mm

Position to dishwasher: Unloading

Basin material: Stainless Steel AISI 304 - EN 1.4301